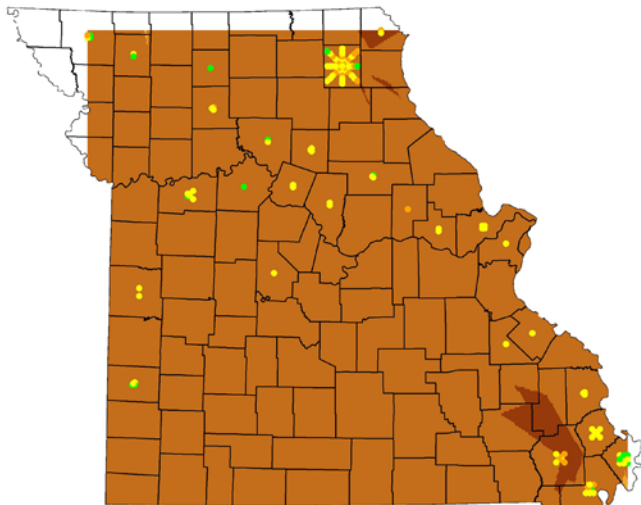
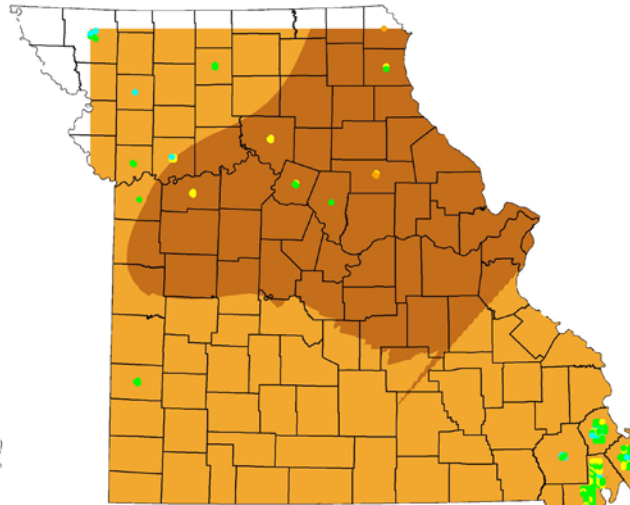


Corn 2006 Potash Removal Map



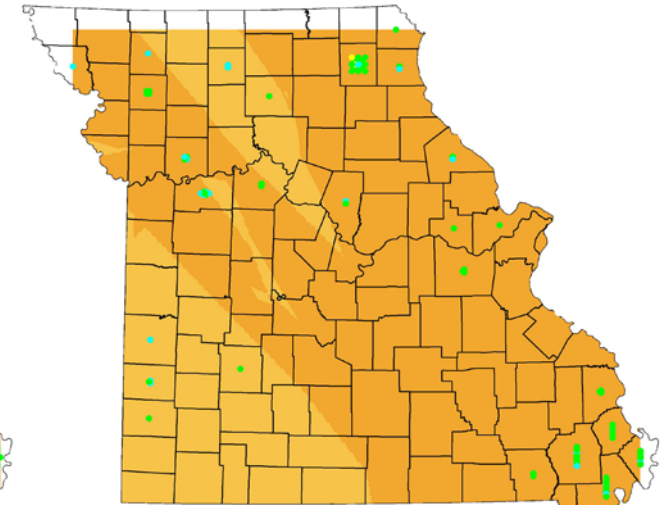
Observed K₂O removal, lb/bu	Predicted K₂O removal, lb/bu
● 0.2 - 0.3	■ 0.2 - 0.3
● 0.3 - 0.4	■ 0.3 - 0.4
● > 0.4	■ > 0.4

Corn 2007 Potash Removal Map



Observed K₂O removal, lb/bu	Predicted K₂O removal, lb/bu
● < 0.2	■ < 0.2
● 0.2 - 0.3	■ 0.2 - 0.3
● 0.3 - 0.4	■ 0.3 - 0.4
● > 0.4	■ > 0.4

Corn 2008 Potash Removal Map



Observed K₂O removal, lb/bu	Predicted K₂O removal, lb/bu
● < 0.2	■ < 0.2
● 0.2 - 0.3	■ 0.2 - 0.3
● 0.3 - 0.32	■ 0.3 - 0.32

The National Research Council feed value of 0.25 is shown in this color: Observed – ● Predicted – ■